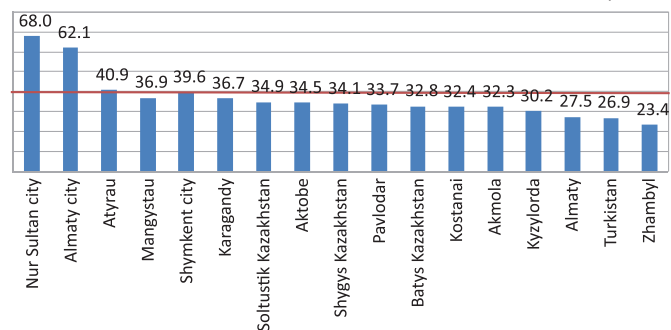


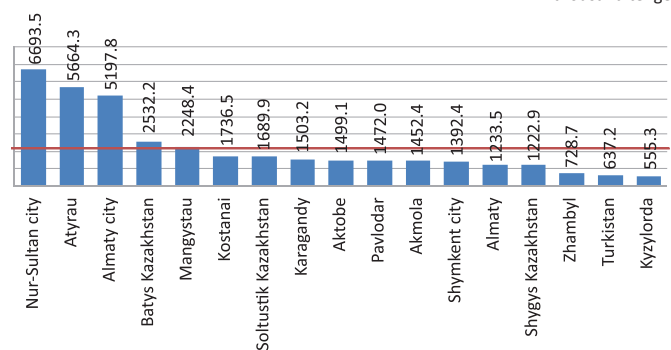
## The share of operating SMEs in the total volume of registered

in percents



## Production output by SMEs per capita

thousand tenge



## Brief methodological explanations

The subjects of small and medium-sized enterprises include legal entities, individual entrepreneurs and peasant or farm enterprises, the activities of which are regulated by the Entrepreneurial Code of the Republic of Kazakhstan.

Small businesses are individual entrepreneurs without the formation of a legal entity and legal entities carrying out entrepreneurship, with an average annual number of employees of not more than one hundred people and an average annual income of not more than three hundred thousand times the monthly calculation indicator established by the law on the republican budget and effective on January 1 of the corresponding financial year.

The subjects of medium-sized businesses are individual entrepreneurs and legal entities engaged in entrepreneurship that are not related to small and large businesses.

Individual entrepreneurship is an independent, initiative activity of citizens of the Republic of Kazakhstan, oralmsans, aimed at obtaining net income, based on the property of individuals themselves and carried out on behalf of individuals, for their risk and under their property responsibility.

A peasant or farm is a labor association of persons in which the implementation of individual entrepreneurship is inextricably linked with the use of agricultural land for the production of agricultural products, as well as the processing and marketing of these products.

## Do you need more information?

You can find all the main indicators of socio-economic development of the republic on the Internet resource of the Bureau of National Statistics of the Agency for Strategic Planning and Reforms of the Republic of Kazakhstan [www.stat.gov.kz](http://www.stat.gov.kz).

The statistical collection «Small and medium-sized enterprises in the Republic of Kazakhstan» in dynamics for 2017-2021 will be formed in November 2022. and posted on the Bureau's Internet resource, in the section «Official Statistical Information» under the heading «Collections, magazines, analytics and spreadsheets» / «Statistical collections». The collection contains materials on the main indicators of small and medium-sized enterprises.

Also in the section «Operational data» (express information, newsletters) / «Small and medium-sized businesses» quarterly information is issued on a monthly basis, «Monitoring of small and medium-sized enterprises», where you can find information in the context of small and medium-sized enterprises.

## Do you still have questions?

Contact the Department of national accounts:

**Nakipbekov Asset**  
 Director of the Department  
 Tel. +7 7172 749717  
 E-mail: [as.nakipbekov@aspire.gov.kz](mailto:as.nakipbekov@aspire.gov.kz)

## Our coordinates:

010000, Republic of Kazakhstan  
 Nur-Sultan city, 8, Mangilik el avenue  
 House of Ministries, Entrance 4  
 Informational service: +7 7172 749010, 749011  
 Fax: +7 7172 749546  
 E-mail: [e.stat@aspire.gov.kz](mailto:e.stat@aspire.gov.kz)  
 Internet-resource: <http://stat.gov.kz>

Circulation: 100 copies



Agency for Strategic planning and reforms  
 of the Republic of Kazakhstan  
 Bureau of National statistics

[www.stat.gov.kz](http://www.stat.gov.kz)

## Small and medium enterprises in the Republic of Kazakhstan



## Do you know that...

- The share of employed in SMEs in the economically active population in 2021 in the Republic of Kazakhstan amounted to 37.9%. This indicator over the past 10 years has increased by 10.3%

As of January 1, 2022 the number of acting small and medium-sized enterprises (hereinafter referred to as SMEs) amounted to 1431.6 thousand units.

The number of employees in SMEs as of January 1, 2022 amounted to 3511.6 thousand people.

Production output (goods and services) by SMEs for 2021 amounted to 41952.6 billion tenge.

### Key performance indicators of SMEs

	2019	2020	2021
<b>The number of acting small and medium-sized enterprises, thousand units</b>			
Total	1 330.2	1 357.3	1 431.6
including:			
small and medium enterprises	260.9	282.7	302.5
individual entrepreneurs	855.9	857.9	907.7
peasant or farm	213.4	216.7	221.4
<b>The number of employees in small and medium enterprises, thousand people</b>			
Total	3 448.7	3 472.6	3 511.6
including:			
small and medium enterprises	1 773.0	1 818.3	1 839.9
individual entrepreneurs	1 378.9	1 353.8	1 367.1
peasant or farm	296.8	300.5	304.6
<b>Production output by small and medium-sized enterprises, billion tenge</b>			
Total	32 387.0	33 627.0	41 952.6
including:			
small and medium enterprises	28 876.4	29 863.6	36 128.0
individual entrepreneurs	1 902.8	1 729.8	3 404.4
peasant or farm	1 607.8	2 033.6	2 420.2

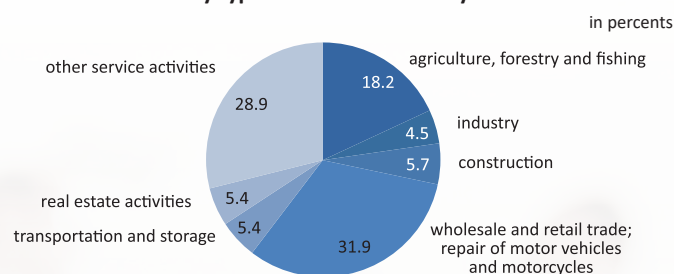
### Number of active SME entities

	2019	2020	2021
<b>Republic of Kazakhstan</b>			
Akmola	45.4	46.6	48.5
Aktobe	59.1	61.8	66.0
Almaty	122.4	123.2	129.7
Atyrau	49.9	50.2	52.0
Batys Kazakhstan	42.8	43.0	44.3
Zhambyl	70.0	69.3	71.3
Karagandy	88.3	90.2	95.3
Kostanai	52.5	52.5	54.9
Kyzylorda	46.3	48.7	51.1
Mangystau	52.9	52.9	56.5
Pavlodar	45.5	45.8	46.7
Soltustik Kazakhstan	30.1	30.3	30.2
Turkistan	142.0	140.6	144.8
Shygys Kazakhstan	88.9	90.4	95.9
Nur Sultan city	134.5	144.8	163.0
Almaty city	190.2	197.1	206.1
Shymkent city	69.4	69.9	75.3

### Number of active SME entities in the context of legal form

	2019	2020	2021
peasant or farm	213.4	216.7	221.4
individual entrepreneurs	855.9	857.9	907.7
small and medium enterprises	260.9	282.7	302.5

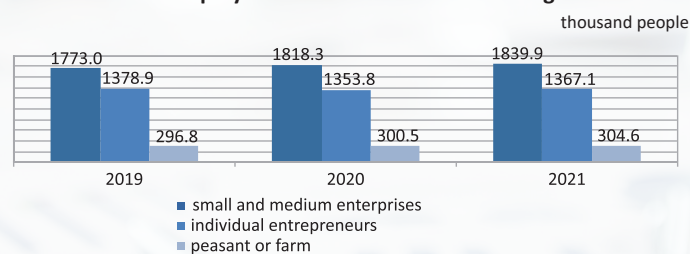
### The structure of the number of acting SMEs by type of economic activity



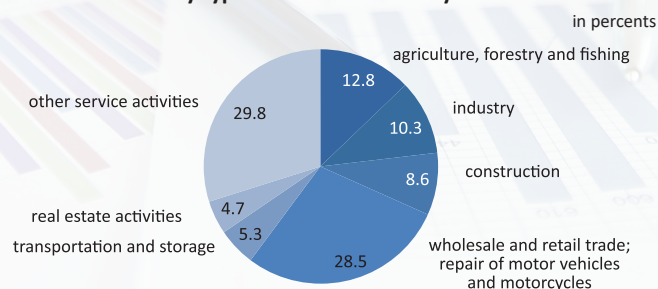
### Number of employed in SMEs

	2019	2020	2021
<b>Republic of Kazakhstan</b>			
Akmola	132.1	131.9	134.9
Aktobe	153.2	159.3	151.9
Almaty	262.3	268.1	280.8
Atyrau	140.2	141.8	136.5
Batys Kazakhstan	120.6	108.0	111.0
Zhambyl	127.4	127.5	123.7
Karagandy	244.1	253.3	246.9
Kostanai	160.8	162.5	161.9
Kyzylorda	95.5	98.8	104.9
Mangystau	122.9	126.0	128.7
Pavlodar	138.4	134.1	135.7
Soltustik Kazakhstan	107.5	107.0	105.3
Turkistan	216.5	216.9	220.8
Shygys Kazakhstan	234.4	236.9	239.0
Nur Sultan city	387.9	398.2	413.6
Almaty city	645.6	634.5	643.1
Shymkent city	159.3	167.8	172.9

### Number of employed in SMEs in the context of legal forms



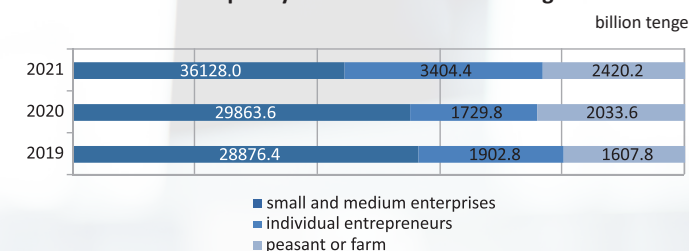
### The structure of the number of employees in SMEs by type of economic activity



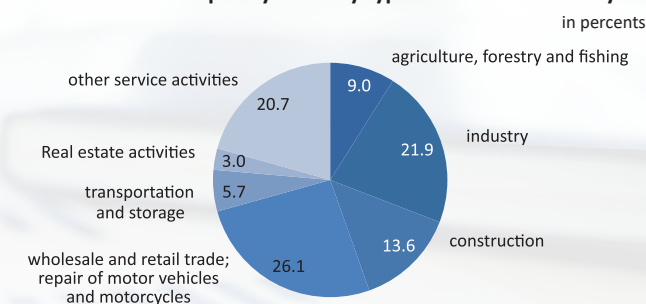
### Production output by SMEs

	2019	2020	2021
<b>Republic of Kazakhstan</b>			
Akmola	820.9	947.8	1 067.1
Aktobe	960.2	1 084.7	1 349.6
Almaty	1 589.2	1 844.6	2 581.3
Atyrau	3 177.6	2 119.5	3 753.2
Batys Kazakhstan	1 628.6	1 281.9	1 680.3
Zhambyl	520.4	744.5	834.1
Karagandy	1 436.3	1 741.1	2 065.3
Kostanai	1 202.1	1 355.5	1 495.5
Kyzylorda	435.3	397.7	456.0
Mangystau	1 209.4	1 346.8	1 641.9
Pavlodar	898.5	922.8	1 102.6
Soltustik Kazakhstan	647.1	776.8	913.2
Turkistan	746.9	891.8	1 312.6
Shygys Kazakhstan	1 262.4	1 437.7	1 663.2
Nur Sultan city	6 460.2	6 634.6	8 113.0
Almaty city	8 333.7	9 033.2	10 401.1
Shymkent city	1 058.2	1 066.0	1 522.6

### Production output by SMEs in the context of legal forms



### The structure of output by SMEs by type of economic activity



### The share of acting SMEs in the total volume of registered

